Casa del Noce external stair

The stair along the stone wall connects the road to the existing landing. The design retains the slab, column and timber beams.

Project data

Item	Project information
Project	Chiappella · Casa del Noce and Casa del Forno
Drawing scope	Casa del Noce
Design basis	15 risers and 14 treads with flamed granite finish
Edition	Public edition · 23 November 2026
Sheet format	Landscape A3, print at 100%

Presented by

ColivingLiguria S.r.l.
Project presentation

Preliminary design · public edition

Casa del Noce and Casa del Forno are offered for sale together. Professional checks, utility connection conditions and authorisations remain to be documented.

Casa del Noce

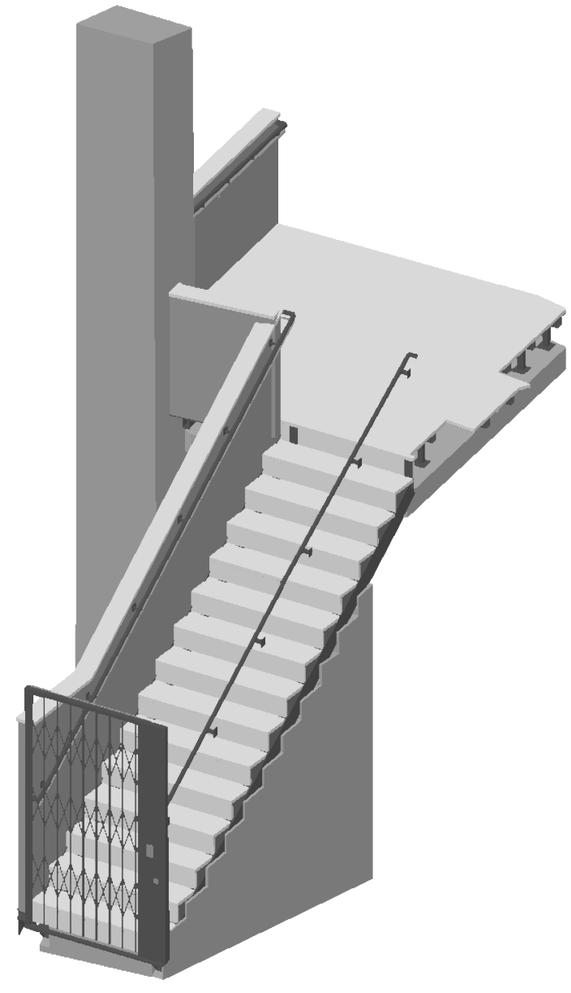

External stair, landing and column. The wall on the handrail side is omitted to show the steps and brackets.

Schematic cover drawing. Dimensioned drawings follow.

Survey, CAD solid and preparation beneath the stair

Surveyed faces and inferred closures shown separately. Local section and projection at 1:20.

A–A · longitudinal section through the base

Reconstruction from the stair and visible faces. Scale 1:20.

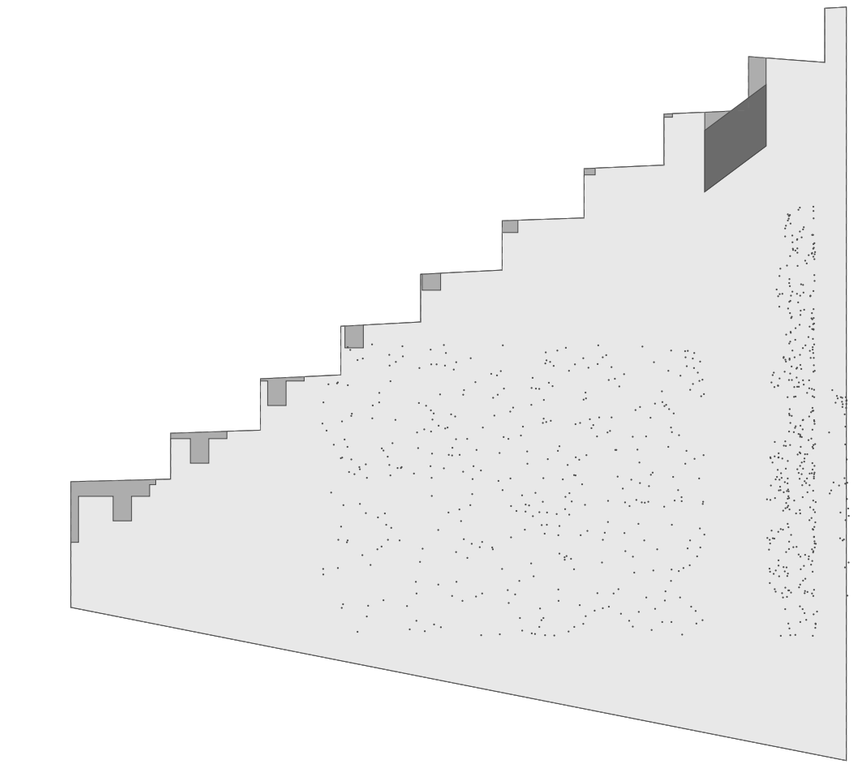

0 1 m

1:20

The scan describes exposed faces. Internal continuity, foundation level and the condition of the stone require site inspection.

Design comparison

Stone retained after local preparation

Extent of preparation to verify

Proposed reinforced-concrete bearing block

Points show projected survey returns from exposed faces. Hatching shows the reconstructed pre-intervention envelope. The base and hidden closures are inferred.

Surveyed surface and CAD volume
A closed CAD solid represents the existing base beneath the stair. Its surveyed faces and inferred closures are identified separately. Material, mass, foundation and capacity require independent evidence.

Contact and preparation
The flight bears fully on the proposed reinforced concrete, with stone facing. Inspect the hidden contact surface and local preparation before casting.

Lowest steps
The surveyed surface intersects the design base plate at steps 1–4. The 95th percentiles of positive deviations are 63, 26, 13 and 10 mm. These measure surface differences. Demolition depths remain undetermined.

Landing
The original CAD thickness of 200 mm is schematic. The upper surface was observed. The slab material, soffit and bearings require inspection.

Section from stair foot to threshold

Revised flight within the retained landing, with interior work excluded. Scale 1:25.

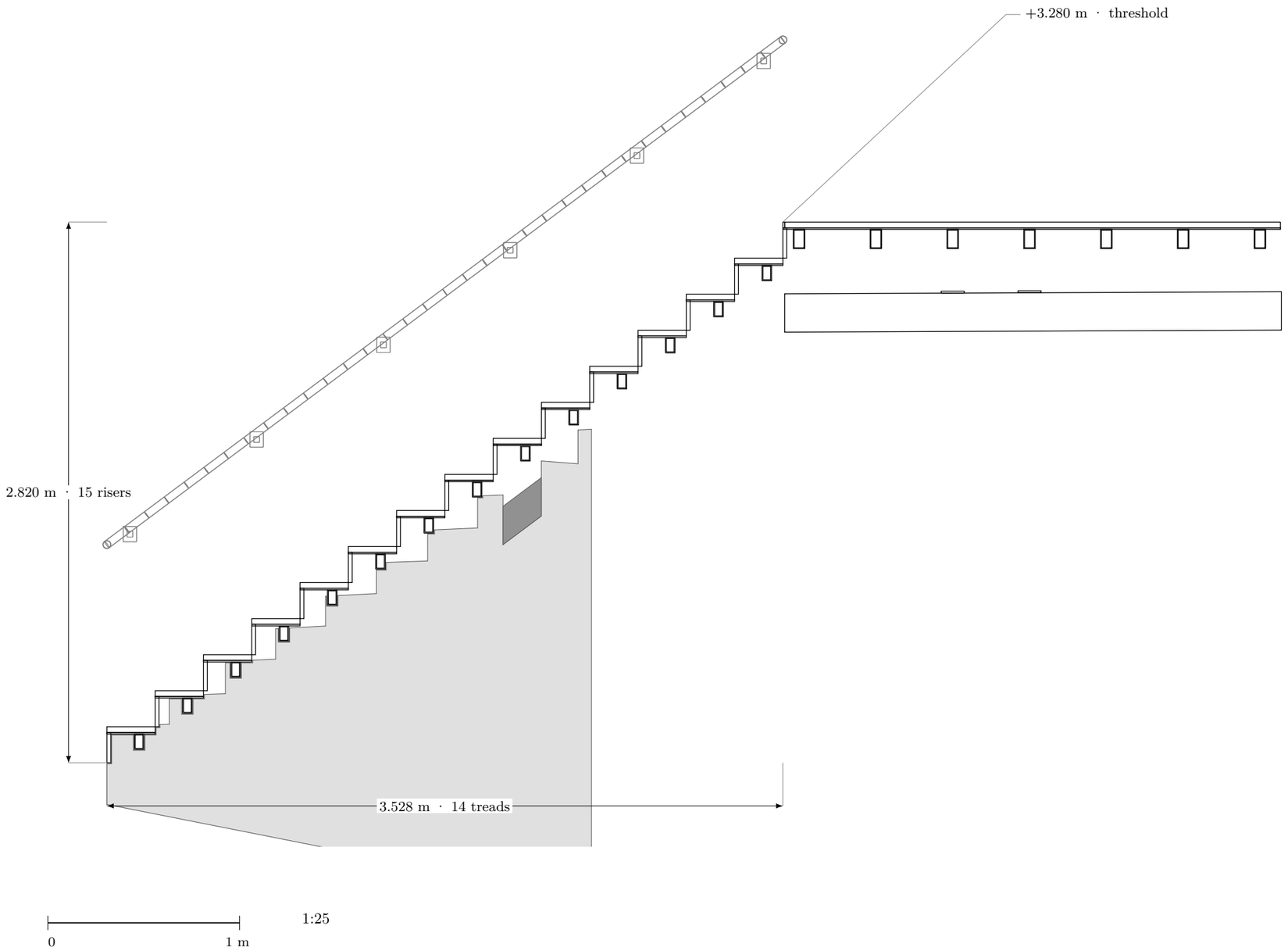

Flight geometry
The flight has 15 closed risers of 187.99 mm and 14 treads with a going of 251.97 mm. Arrival level +3.280 m. Twice the rise plus the going is 627.95 mm. Regulatory compliance requires a separate check.

Retained landing
The full native slab footprint is 6.308 m² gross. The column and walls retain their position and footprint. Clear passage, hidden edges, material, thickness and capacity require verification.

As-built clearances
The nominal longitudinal margin at the slab is 8.8 mm. The minimum handrail clearance over 201 stations is 969.4 mm. Verify finished dimensions before installation.

Extent of work
The design ends at the external threshold and preserves the interior. The difference in floor levels was observed. No internal transition or finish enclosure is proposed.

Foundation and reinforced concrete
Bearing continuity in the model does not establish capacity. The reinforcement, joints, anchors and sequence of preparation require detailed design and verification.

Casa del Noce local metric grid. True north is unresolved. Verify levels and conditions on site.

Tread, continuous bearing and handrails

Geometric section and clearance against surveyed surfaces. Scale 1:10.

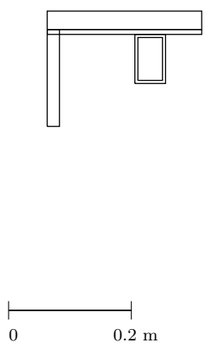

Local survey before bearing preparation

Step 1 · 95th percentile positive deviation, 63 mm

Step 2 · 95th percentile positive deviation, 26 mm

Step 3 · 95th percentile positive deviation, 13 mm

Step 4 · 95th percentile positive deviation, 10 mm

B–B · transverse bearing of both stringers

Section at the centre of the block, V = 6.65 m. Scale 1:12.5.



Confirm the effective stone thickness and interface condition with a trial opening at the bearing.

Selected material
Flamed grey granite is specified for the treads and landing, with matching closed risers. Reinforced concrete and stone facing are proposed additions. The hidden existing material requires inspection.

Full bearing
Load transfer requires continuous bedding. Verify preparation, reinforcement, joints and anchors. The interpreted CAD core is 4.1091 m³ and the proposed core is 3.9519 m³. The local difference is 0.1573 m³. The concrete block is 0.0470 m³. These are geometric study volumes. The projected concrete-to-stone bearing is 0.225 m². A pocket at the foot reaches approximately 38 cm into the interpreted solid and requires a trial opening.

Handrails
The accepted handrail profile is retained at the revised pitch. Six brackets follow the stone face. Anchor capacity requires separate verification from geometric contact.

Parapet and landing edges
The landing edge follows the column and walls. The existing north wall provides the barrier on that side.

Performance
Confirm product thickness, frost resistance, wet slip resistance, edges and bedding. The exterior steelwork requires hot-dip galvanising and a duplex finish suited to exposure.

Upper doorway · existing condition and local alteration

Native clear sections at V = 8.98 m. Scale 1:20. Verify the proposed alteration on site.

Before · low soffit interferes with the opening

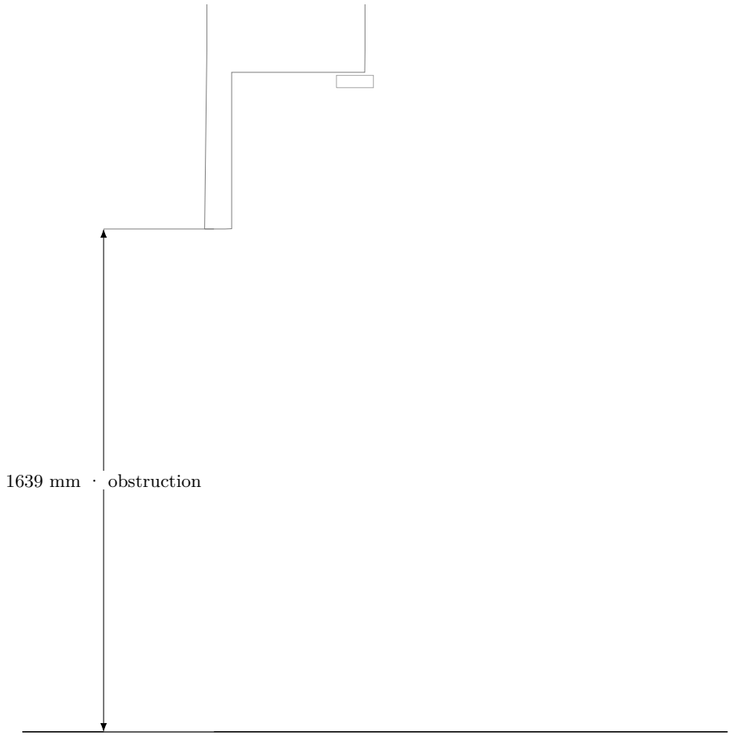

After · proposed local alteration

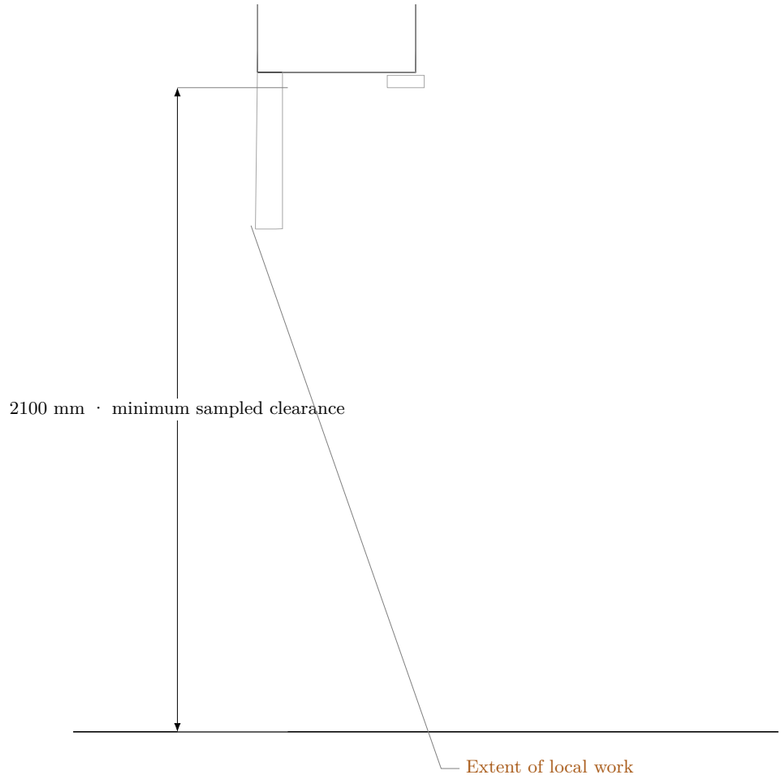

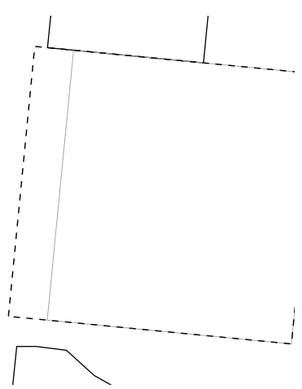

Local plan · 1:20 Fine line: reference opening. Dashed line: proposed extension. Width and head remain the same.

Survey · central outer strip

4.85–4.90 m	▮	104
4.90–4.95 m	▬	5241

Original return count · schematic, NTS

Proposed work
The proposal extends the opening to the outer face, retaining its 884.17 mm geometric width, threshold and head. The original opening is recorded separately.

Survey and soffit
LAS returns indicate a local change in the low soffit. Survey the masonry, lintel, bearings and opening before detailing the alteration.

Depth and volume
The local extension is 127.18 mm. The BIM volume difference is 0.062857 m³. Demolition quantities require a survey and structural capacity requires verification. The other 12 openings retain their geometry and position.

Sampled clearances
Earlier opening checks gave 2.100 m minimum sampled headroom and 760.36 mm minimum transverse clearance at the door leaf. An effective 804 mm has yet to be demonstrated. Verify the dwelling entrance clear width under D.M. 236/1989, §8.1.1. Assess frame or hardware adjustments within the surveyed opening.

The open leaf intersects the retained internal finish. Access requires a separate resolution. The design ends at the external threshold. The new approach requires a site check, professional review, temporary works design and authorisations before construction.

Metres in the local Casa del Noce grid. True north remains unresolved.

Existing landing, column and threshold

Full slab footprint retained. Interior shown for context.

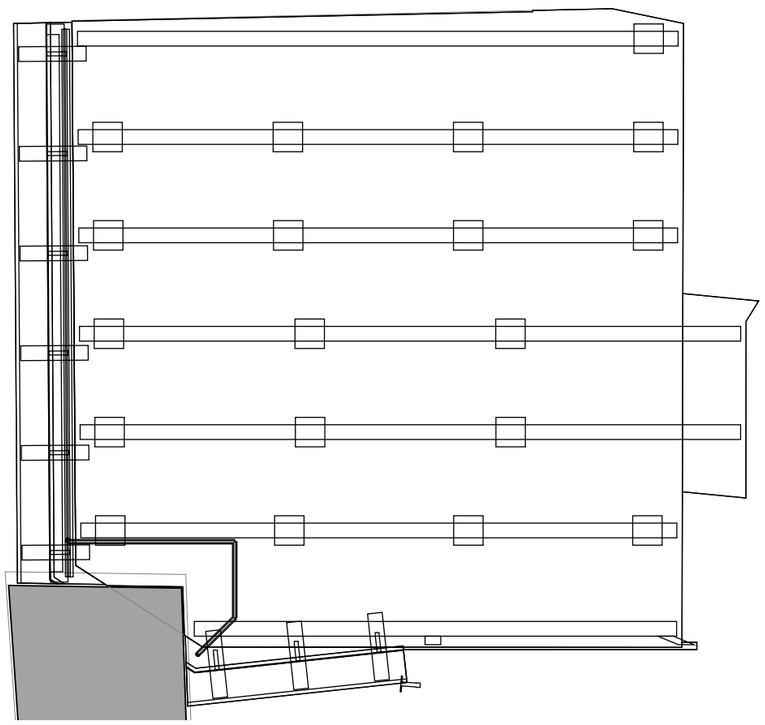

1:25

0 — 1 m

Retained slab Gross projected area 6.308 m². Native perimeter 9.832 m.

Retained column Cross-section at Z = 2.91 m is 0.515 m². Plan overlap with the slab is 0.030 m². Bearing capacity requires verification.

Retained door and floor Threshold +3.27965 m, leaf underside +3.28965 m, floor +3.33965 m. At 110° the geometric overlap is 50 mm across 0.06031 m². This study leaves the interior intact.

Granite within the original footprint covers 6.270 m². The column, masonry and joints occupy the remaining 0.038 m².

The lightweight build-up and finish require separate verification of the slab and bearings.

Retained slab footprint
The proposal retains the full slab and column footprints. Coordinate the new landing build-up and the small notch in the finish around the column without cutting the slab.

Area and bearings
The modelled gross area is 6.308 m². The earlier 200 mm thickness is schematic. The soffit was not measured. Clear passage, material, bearings and capacity remain to be verified.

Threshold and interior
The study stops at the threshold. The existing interior finish is retained. The observed change in level is 60 mm. In the model at 110°, the full 0.06031 m² underside of the leaf overlaps the floor by 50 mm. Resolve access separately. The proposal covers no interior or door alterations.

Column
The column retains its position and footprint. The landing edge and handrail pass beside it in the native sections. Column and slab capacity require verification.

Gate, handrails and approach lighting

Casa del Noce private entrance · longitudinal elevation of the walking surfaces



The gate slides sideways at the foot of the stair. A low parapet follows the open side and continues along the landing.

Flush gate

The study keeps the gate within the proposed envelope. Verify the storage pocket, clear opening and road boundary on site.

Continuous handrails

The wall-side handrail is fixed to the stone masonry. A second handrail follows the brick parapet and the edge of the landing.

Exterior lighting

Approach, flight and landing lighting operates on passage when daylight is insufficient. Insulated conductors feed the LEDs. The handrail is passive. Maximum design voltage is 48 V.

Design checks and status

Requirements for progressing to detailed design

Bearing checks

Survey the foundation, condition of the stone base and slab bearings. The structural engineer must verify anchors, reinforcement and connections before construction.

Full-size trial

Check the handrail clearance, usable landing area and headroom. Verify gate movement and the road boundary.

Materials and installation

Verify outdoor granite slip resistance, steel protection, drainage and maintenance access. Finishes are design selections.

Reading this edition

These drawings describe the project for both houses, offered together. Dimensions are model-based and require site verification.

Professional and municipal review

The drawings require review by the appointed professionals. Technical signature, filing reference and municipal approval for this edition are pending.

Project presentation

EC-NOCE-003 · ColivingLiguria S.r.l. · 23 November 2026